



# Trauma Plating Systems


Biomechanical, Material, Biological, and Clinical Aspects

Amirhossein Goharian  
Mohamed Ruslan Abdullah  
Mohammed Rafiq Abdul Kadir

## Trauma Plating Systems

### *Biomechanical, Material, Biological, and Clinical Aspects*

*Amirhossein Goharian* Independent Product Developer & Researcher in Orthopedic Implants; *Mohammed Rafiq Abdul Kadir* Medical Devices & Technology Group, Faculty of Biosciences & Medical Engineering, Universiti Teknologi Malaysia, 81310 Johor Bahru, Malaysia; *Mohamed Ruslan Abdullah* Department of Applied Mechanics & Design, Faculty of Mechanical Engineering, Universiti Teknologi Malaysia, 81310 Johor Bahru, Malaysia



**A systematic assessment of biomechanical, material, biological, and clinical aspects of existing plating systems, and related methods applicable to future orthopedic implant development**

**ISBN:** 978-0-12-804634-0

**PUB DATE:** April 2017

**LIST PRICE:** \$160.00

**FORMAT:** Paperback

**PAGES:** c. 420

**TRIM:** 7.5w x 9.25h

#### **AUDIENCE**

Various disciplines of audiences who are dealing with trauma plating system and fixation such as orthopedic surgeons, trauma implant manufacturers, biomechanical researchers, biomaterial researchers, and all biomedical or medical students and residents in different levels of education.

## Table of Contents

### About the Author

### Preface

### Section I General Biomechanical, Clinical, and Biological Concepts

#### 1 General Concepts

##### 1.1 Biological Concepts

##### 1.2 Biomechanical Concepts

##### 1.3 Material Concepts

##### 1.4 Clinical Concepts

##### 1.5 Remind and Learn

##### 1.6 Think and Challenge

#### References

#### 2 Mechanical Behavior of Cortical Bone

##### 2.1 Introduction

##### 2.2 Cortical Bone Structure and Composition

##### 2.3 Linear Elasticity Behavior

##### 2.4 Mechanical Behavior of Bone

##### 2.5 Anisotropic Behavior of the Cortical Bone

##### 2.6 Compressive and Tensile Strength of Cortical Bone

##### 2.7 Compressive and Tensile Strength in Longitudinal and Transverse Directions

##### 2.8 Brittle Damaged Plasticity Model of Cortical Bone

##### 2.9 Fractographic Analysis of Cortical Bone

##### 2.10 Summary

##### 2.11 Remind and Learn

#### References



# Trauma Plating Systems


Biomechanical, Material, Biological, and Clinical Aspects

Amirhossein Goharian  
Mohamed Ruslan Abdullah  
Mohammed Rafiq Abdul Kadir

## Trauma Plating Systems

### *Biomechanical, Material, Biological, and Clinical Aspects*

*Amirhossein Goharian* Independent Product Developer & Researcher in Orthopedic Implants; *Mohammed Rafiq Abdul Kadir* Medical Devices & Technology Group, Faculty of Biosciences & Medical Engineering, Universiti Teknologi Malaysia, 81310 Johor Bahru, Malaysia; *Mohamed Ruslan Abdullah* Department of Applied Mechanics & Design, Faculty of Mechanical Engineering, Universiti Teknologi Malaysia, 81310 Johor Bahru, Malaysia



**A systematic assessment of biomechanical, material, biological, and clinical aspects of existing plating systems, and related methods applicable to future orthopedic implant development**

**ISBN:** 978-0-12-804634-0

**PUB DATE:** April 2017

**LIST PRICE:** \$160.00

**FORMAT:** Paperback

**PAGES:** c. 420

**TRIM:** 7.5w x 9.25h

#### **AUDIENCE**

Various disciplines of audiences who are dealing with trauma plating system and fixation such as orthopedic surgeons, trauma implant manufacturers, biomechanical researchers, biomaterial researchers, and all biomedical or medical students and residents in different levels of education.

## Table of Contents (Continued)

### 3 Mechanical Behavior of Trabecular Bone

#### 3.1 Introduction

#### 3.2 Macrostructure Level of Trabecular Bone

#### 3.3 Morphological Indices Specified for Trabecular Bone

#### 3.4 Trabecular Bone Mechanical Properties

#### 3.5 Fatigue Response of Trabecular Bone

#### 3.6 Conclusion

#### 3.7 Remind and Learn

#### References

## Section II Introduction to Trauma Plating Systems

### 4 Trauma Plating Fixation

#### 4.1 Introduction

#### 4.2 Technology

#### 4.3 Design Concepts

#### 4.4 Limited Contact Surface

#### 4.5 Anatomical Fit

#### 4.6 Buttressing Design

#### 4.7 Screw Holes

#### 4.8 Compression and Lagging Mechanism

#### 4.9 Locking Mechanism

#### 4.10 Soft-Tissue Irritation


#### 4.11 Trajectory

#### 4.12 Mechanical Strength

#### 4.13 Implant Removal

#### 4.14 Screw Fixation in Osteoporotic Bone

#### 4.15 Instruments



**ISBN:** 978-0-12-804634-0

**PUB DATE:** April 2017

**LIST PRICE:** \$160.00

**FORMAT:** Paperback

**PAGES:** c. 420

**TRIM:** 7.5w x 9.25h


**AUDIENCE**

Various disciplines of audiences who are dealing with trauma plating system and fixation such as orthopedic surgeons, trauma implant manufacturers, biomechanical researchers, biomaterial researchers, and all biomedical or medical students and residents in different levels of education.

## Trauma Plating Systems

### *Biomechanical, Material, Biological, and Clinical Aspects*

*Amirhossein Goharian* Independent Product Developer & Researcher in Orthopedic Implants; *Mohammed Rafiq Abdul Kadir* Medical Devices & Technology Group, Faculty of Biosciences & Medical Engineering, Universiti Teknologi Malaysia, 81310 Johor Bahru, Malaysia; *Mohamed Ruslan Abdullah* Department of Applied Mechanics & Design, Faculty of Mechanical Engineering, Universiti Teknologi Malaysia, 81310 Johor Bahru, Malaysia



**A systematic assessment of biomechanical, material, biological, and clinical aspects of existing plating systems, and related methods applicable to future orthopedic implant development**

## Table of Contents (Continued)

4.16 Summary

4.17 Remind and Learn

4.18 Think and Challenge

References

### 5 Biomechanical Evaluation Methods

5.1 Introduction

5.2 Experimental Methods

5.3 Finite Element Analysis

5.4 Combination of Experimental Testing and FEA

5.5 Summary

5.6 Remind and Learn

5.7 Think and Challenge

References

### 6 Biomechanics of Plating Fixation

6.1 Introduction to Biomechanics

6.2 Clinical Biomechanical Concepts

6.3 Effect of Mechanical Loading on Bone Remodeling

6.4 AO Essential Principles

6.5 Biomechanics of Fracture Fixation

6.6 Summary

6.7 Remind and Learn

6.8 Think and Challenge

References



# Trauma Plating Systems


Biomechanical, Material, Biological, and Clinical Aspects

Amirhossein Goharian  
Mohamed Ruslan Abdullah  
Mohammed Rafiq Abdul Kadir

## Trauma Plating Systems

### *Biomechanical, Material, Biological, and Clinical Aspects*

*Amirhossein Goharian* Independent Product Developer & Researcher in Orthopedic Implants; *Mohammed Rafiq Abdul Kadir* Medical Devices & Technology Group, Faculty of Biosciences & Medical Engineering, Universiti Teknologi Malaysia, 81310 Johor Bahru, Malaysia; *Mohamed Ruslan Abdullah* Department of Applied Mechanics & Design, Faculty of Mechanical Engineering, Universiti Teknologi Malaysia, 81310 Johor Bahru, Malaysia



**A systematic assessment of biomechanical, material, biological, and clinical aspects of existing plating systems, and related methods applicable to future orthopedic implant development**

**ISBN:** 978-0-12-804634-0

**PUB DATE:** April 2017

**LIST PRICE:** \$160.00

**FORMAT:** Paperback

**PAGES:** c. 420

**TRIM:** 7.5w x 9.25h

#### **AUDIENCE**

Various disciplines of audiences who are dealing with trauma plating system and fixation such as orthopedic surgeons, trauma implant manufacturers, biomechanical researchers, biomaterial researchers, and all biomedical or medical students and residents in different levels of education.

## Table of Contents (Continued)

### Section III Biomaterials in Trauma Plating Systems

#### 7 Bioinert Metals (Stainless Steel, Titanium, Cobalt Chromium)

- 7.1 Introduction
- 7.2 Stainless Steel
- 7.3 Titanium Alloys
- 7.4 Cobalt Chromium
- 7.5 Summary
- 7.6 Remind and Learn
- 7.7 Think and Challenge
- References

#### 8 Biodegradable Metals (Biodegradable Magnesium Alloys)

- 8.1 Introduction
- 8.2 Mechanical Deterioration
- 8.3 In Vivo Degradation of Magnesium Alloys
- 8.4 In Vivo Evaluation of Magnesium Alloys with Surface Treatments
- 8.5 In Vitro Evaluation of Magnesium Alloys with Surface Treatments
- 8.6 Effect of Manufacturing Processing on Degradation Rate
- 8.7 Summary
- 8.8 Remind and Learn
- 8.9 Think and Challenge
- References

#### 9 Bioinert Polymers (Polyetheretherketone)

- 9.1 Introduction
- 9.2 PEEK Biomechanical Advantages and Challenges
- 9.3 PEEK Bioactivity Advantages and Challenges



# Trauma Plating Systems


Biomechanical, Material, Biological, and Clinical Aspects

Amirhossein Goharian  
Mohamed Ruslan Abdullah  
Mohammed Rafiq Abdul Kadir

## Trauma Plating Systems

### *Biomechanical, Material, Biological, and Clinical Aspects*

*Amirhossein Goharian* Independent Product Developer & Researcher in Orthopedic Implants; *Mohammed Rafiq Abdul Kadir* Medical Devices & Technology Group, Faculty of Biosciences & Medical Engineering, Universiti Teknologi Malaysia, 81310 Johor Bahru, Malaysia; *Mohamed Ruslan Abdullah* Department of Applied Mechanics & Design, Faculty of Mechanical Engineering, Universiti Teknologi Malaysia, 81310 Johor Bahru, Malaysia



**A systematic assessment of biomechanical, material, biological, and clinical aspects of existing plating systems, and related methods applicable to future orthopedic implant development**

**ISBN:** 978-0-12-804634-0

**PUB DATE:** April 2017

**LIST PRICE:** \$160.00

**FORMAT:** Paperback

**PAGES:** c. 420

**TRIM:** 7.5w x 9.25h

#### **AUDIENCE**

Various disciplines of audiences who are dealing with trauma plating system and fixation such as orthopedic surgeons, trauma implant manufacturers, biomechanical researchers, biomaterial researchers, and all biomedical or medical students and residents in different levels of education.

## Table of Contents (Continued)

9.4 PEEK in Orthopedic Implants

9.5 Discussion

9.6 Remind and Learn

9.7 Think and Challenge

References

### **Section IV Biomechanical-Clinical Evaluation of Trauma Plating Systems**

#### **10 Humerus Trauma Plating Fixation**

10.1 Introduction

10.2 Proximal Humerus Fracture Fixation

10.3 Distal Humeral Fracture Fixation

10.4 Discussion

10.5 Remind and Learn

10.6 Think and Challenge

References

#### **11 Forearm (Radius and Ulna) Plating Fixation**

11.1 Introduction

11.2 Biomechanics of Forearm

11.3 Plating Fixation of Distal Radius Fractures

11.4 Diaphyseal Plating Fracture Fixation

11.5 Proximal Radius Fracture Fixation

11.6 Discussion

11.7 Remind and Learn

11.8 Think and Challenge

References



# Trauma Plating Systems

Biomechanical, Material, Biological, and Clinical Aspects


Amirhossein Goharian  
Mohamed Ruslan Abdullah  
Mohammed Rafiq Abdul Kadir



## Trauma Plating Systems

### *Biomechanical, Material, Biological, and Clinical Aspects*

*Amirhossein Goharian* Independent Product Developer & Researcher in Orthopedic Implants; *Mohammed Rafiq Abdul Kadir* Medical Devices & Technology Group, Faculty of Biosciences & Medical Engineering, Universiti Teknologi Malaysia, 81310 Johor Bahru, Malaysia; *Mohamed Ruslan Abdullah* Department of Applied Mechanics & Design, Faculty of Mechanical Engineering, Universiti Teknologi Malaysia, 81310 Johor Bahru, Malaysia



**A systematic assessment of biomechanical, material, biological, and clinical aspects of existing plating systems, and related methods applicable to future orthopedic implant development**

**ISBN:** 978-0-12-804634-0

**PUB DATE:** April 2017

**LIST PRICE:** \$160.00

**FORMAT:** Paperback

**PAGES:** c. 420

**TRIM:** 7.5w x 9.25h

#### **AUDIENCE**

Various disciplines of audiences who are dealing with trauma plating system and fixation such as orthopedic surgeons, trauma implant manufacturers, biomechanical researchers, biomaterial researchers, and all biomedical or medical students and residents in different levels of education.

## Table of Contents (Continued)

### 12 Femur Trauma Plating Fixation

- 12.1 Introduction
- 12.2 Proximal Femur Plating Fixation
- 12.3 Distal Femur Fracture Fixation
- 12.4 Plating Fixation of Femur Shaft Fracture
- 12.5 Discussion
- 12.6 Remind and Learn
- 12.7 Think and Challenge
- References

### 13 Tibia and Fibula Trauma Plating Fixation

- 13.1 Introduction
- 13.2 General Biomechanical Concept of Tibia Bone
- 13.3 Proximal Tibia Fracture Fixation
- 13.4 Distal Tibia Fracture Fixation
- 13.5 Distal Fibula Fracture Fixation
- 13.6 Discussion
- 13.7 Remind and Learn
- 13.8 Think and Challenge
- References

### 14 Hand and Foot Trauma Plating Fixation

- 14.1 Introduction
- 14.2 Hand Plating Fixation
- 14.3 Foot Plating Fixation
- 14.4 Discussion
- 14.5 Remind and Learn
- 14.6 Think and Challenge
- References



# Trauma Plating Systems


Biomechanical, Material, Biological, and Clinical Aspects

Amirhossein Goharian  
Mohamed Ruslan Abdullah  
Mohammed Rafiq Abdul Kadir

## Trauma Plating Systems

### *Biomechanical, Material, Biological, and Clinical Aspects*

*Amirhossein Goharian* Independent Product Developer & Researcher in Orthopedic Implants; *Mohammed Rafiq Abdul Kadir* Medical Devices & Technology Group, Faculty of Biosciences & Medical Engineering, Universiti Teknologi Malaysia, 81310 Johor Bahru, Malaysia; *Mohamed Ruslan Abdullah* Department of Applied Mechanics & Design, Faculty of Mechanical Engineering, Universiti Teknologi Malaysia, 81310 Johor Bahru, Malaysia



**A systematic assessment of biomechanical, material, biological, and clinical aspects of existing plating systems, and related methods applicable to future orthopedic implant development**

**ISBN:** 978-0-12-804634-0

**PUB DATE:** April 2017

**LIST PRICE:** \$160.00

**FORMAT:** Paperback

**PAGES:** c. 420

**TRIM:** 7.5w x 9.25h

#### **AUDIENCE**

Various disciplines of audiences who are dealing with trauma plating system and fixation such as orthopedic surgeons, trauma implant manufacturers, biomechanical researchers, biomaterial researchers, and all biomedical or medical students and residents in different levels of education.

## Table of Contents (Continued)

### 15 Pelvic and Clavicle Trauma Plating Fixation

#### 15.1 Introduction

#### 15.2 Pelvic Fracture Fixation

#### 15.3 Clavicle Fracture Fixation

#### 15.4 Discussion

#### 15.5 Remind and Learn

#### 15.6 Think and Challenge

#### References

### Section V Further Development of Trauma Plating System

### 16 Further Development of Trauma Plating Fixation

#### 16.1 Introduction

#### 16.2 Biomechanical Development Concepts

#### 16.3 Material Development Concepts

#### 16.4 Biological Development Concept

#### 16.5 Clinical Development Concept

#### 16.6 New Concept for Future Development

#### 16.7 Remind and Learn

#### 16.8 Think and Challenge

#### Reference